




Marvo

FLOODLIGHT LAMP



Application Areas



OFFICES



BANKS



HEALTHCARE



RETAIL



EDUCATIONAL
INSTITUTE



COMMON
AREA



Marvo

LED IP66 WEATHERPROOF FLOOD LIGHT

IP66 Flood Light with elegant squarish design powered by medium power LEDs. Powder coated pressure die cast aluminium housing with toughened glass makes it thermally efficient and resistant to IP rating. It's light weight design which is easy to handle.

Luminaire Details

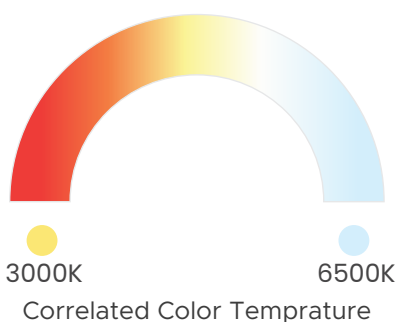
Product Name	: Marvo
Product Type	: Weatherproof Floodlight
LED Type	: SMD
Fixture Type	: Surface / Suspended
Dimmable	: Non Dimmable

Luminaire Source Details

Light Emission	: Area
Source Brand	: Bridgelux / Seoul
CRI	: ≥80
McAdam Binning	: Step 5

Luminaire Housing

Body	: Die-Cast Aluminium
Reflector Type	: Toughened Glass
Operating Temperature	: -10° to 45° C
Humidity	: RH 10-90 %
IP Rating	: IP66
Emergency Compatibility	: Not Compatible



Ingress Protection

IP66

LM

79

LM

80

IK

07

TM

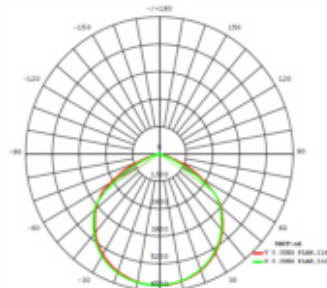
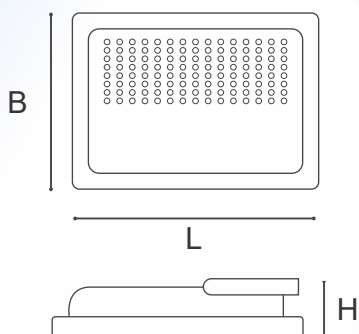
21

Technical Specifications

Wattage	30W	50W	100W	150W
Product Code	MAR-FLD-30	MAR-FLD-50	MAR-FLD-100	MAR-FLD-150
Nominal Input Voltage	240V AC, 50Hz	240V AC, 50Hz	240V AC, 50Hz	240V AC, 50Hz
Luminous Flux	3000*	5000*	10000*	15000*
Color Temperature	6500K/ 3000K	6500K/ 3000K	6500K/ 3000K	6500K/ 3000K
CRI	≥80	≥80	≥80	≥80
P.F.	>0.95	>0.95	>0.95	>0.95
THD	<10%	<10%	<10%	<10%
Surge Protection	4KV	4KV	4KV+10KV	4KV+10KV
IP Rating	IP66	IP66	IP66	IP66
Beam Angle	120°	120°	120°	120°
Secondary Optics (Lens)	No	No	No	No
Mounting	Surface/Suspended	Surface/Suspended	Surface/Suspended	Surface/Suspended
Fixture Color	Black	Black	Black	Black
Control Gear Compartment	Front choke	Front choke	Front choke	Front choke
Dimensions(mm)(LXBXH)	184x182x55	225x220x60	282x275x75	282x275x75

Wattage	200W
Product Code	MAR-FLD-200
Nominal Input Voltage	240V AC, 50Hz
Luminous Flux	20000*
Color Temperature	6500K/ 3000K
CRI	≥80
P.F.	>0.95
THD	<10%
Surge Protection	4KV+10KV
IP Rating	IP66
Beam Angle	120°
Secondary Optics (Lens)	No
Mounting	Surface/Suspended
Fixture Color	Graphite Grey
Control Gear Compartment	Front choke
Dimensions(mm)(LXBXH)	290x290x75

Line Diagram



Photometric Details